



ПОЛИГЛОТИКИ

TEACHER'S BOOK


Level 1

английский

французский

немецкий

испанский



READ

and

write

LESSONS

● LESSON 4 ●

Sounds: o, i

New words: on, in, cot, hot, hop, pot, dog, pin, tin, bin, hit, hippo, hip-hop

Sight words: not, one

Reading practice: a cat on a hat
a cat in a hat
a fat cat on a hat,
a fat cat in a hat,
a bat on a hat,
a bat in a hat
a hot pot,
a cat hops,
a bat in a cot,
a hippo is not in a cot,
a fat cat and a bat hop in a cot,
a pin in a tin,
one pin in a tin

MATERIALS:

2. **Activity:** a ball, characters on stick Jat the Cat, Pat the Bat
3. **Activity:** real hat, toy cat, bat, blocks, balls.
4. **Activity:** Activity Book.
5. **Activity:** Flashcards
6. **Activity:** Cards for Memory Game
7. **Activity:** Cards for Bingo Game
8. **Activity:** Memory Sentence and Picture Game
9. **Activity:** Read and Toss. 2 baskets, balls with written words on them
10. **Activity:** Dominoes. Cards
11. **Activity:** Snap to it. A cardboard box, sentences cards
12. **Activity:** Cups Game. Paper or plastic cups with letters, pictures that begin with these letters
13. **Activity:** Fun Phrase Book

ACTIVITIES:

- | | |
|--------------------------------|---|
| GREETING
AND REVIEW | 1. Sit down. Say Hello to each child, Jat the Cat and Pat the Bat |
| | 2. Review <i>I am....</i> Say: <i>I am (Teacher's name)</i> . Roll the ball to each child one by one and let them introduce themselves. Elicit: <i>I am (Child's name)</i> . |
| NEW LETTERS / | 3. Teach new sounds. o, i. |

**NEW SOUNDS**

Show children a real hat and a toy cat. Put the cat in a hat. Ask: **Where is a cat? A cat is in a hat.**

Do it with a toy bat, ball, blocks.

Show children a real hat and a toy cat. Put the cat on a hat. Ask: **Where is a cat? A cat is on a hat.**

**PRACTICE
GAMES&ACTIVITIES**

4. **Work in the book.** Ask children to open the Activity Book p. and trace the letters *o*, *i* and the words on, in, a cat on a hat a cat in a hat, a fat cat on a hat, a fat cat in a hat, a bat on a hat, a bat in a hat. Read with children. Do some exercises with matching and drawing.
5. **Sit down.** Introduce new words: ***cot, hot, hop, pot, dog, pin, tin, bin, hit, hippo, hip-hop***
6. **Play Memory Game**
7. **Play Bingo Game**
8. **Memory Sentence and Picture Game.** Matching sentences to pictures, using the Memory Game.
9. **Read and toss.** Write words on the balls. Place two baskets on a floor. Divide kids into 2 teams. Each kid should read the word and toss it in the basket.
10. **Dominoes.** This game is played like regular number domino, but instead with pictures and words or picture to picture, that need to be matched together end to end. Everyone is a winner in this game.
11. **Snap to it.** You'll need large cardboard box, sentences card. Spread the cards out on a table. Put the box on the floor or on the table with the open side up. Say the sentence. Have the child find the card with the sentence you named and put it in the box. Continue with other sentences.
12. **Cups game.** Make paper or plastic drinking cups with letters (one letter per cup) using a permanent marker. Prepare cards with pictures that begin with each of these letters. Put the cards in random order on a table and ask the child to put each card in the cup with its beginning letter on it.
13. Have students compose their own Fun Phrase Book. Have them include words they have learned on the lesson. Include pictures on the one page and written words on the next page. Children have to look at the picture and trace the words.
14. Finish the class by saying good-bye. T: **Let's all say good-bye to each other. Good-bye! (See you later!) Ss: Good-bye! (Bye!)**

**REVIEW AND
CLOSING**

ACTIVITY BOOK

• Lesson 4 •

1. Trace and write: o, i.

o o o
i i i

o o o
i i i

2. Trace and read: *on, in, a cat on a hat, a cat in a hat.*

on on on



in in in



a cat on a hat

a cat in a hat



3. Match the sentences with their pictures.

a fat cat on a hat



a fat cat in a hat




a bat on a hat



a bat in a hat



a bat and a hat





READ AND WRITE

4. Trace and read: cot, hot, hop, pot, dog, pin, tin, bin, hit, hippo, hip-hop.



pin

pin



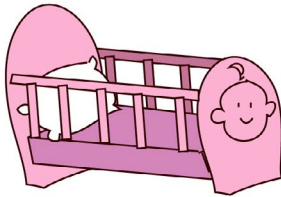
tin

tin



bin

bin



cot

cot




hot

hot



not

not



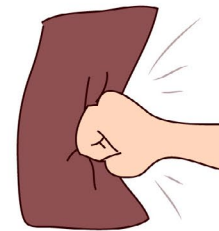
hop

hop



hippo

hippo



hit

hit



pot



dog



hip-hop



5. Trace and read: *a hot cat, a hippo hops, a hippo in a cot.*

a hot cat

a hippo hops

a hippo in a cot

6. Match phrases with their pictures: *a hot cat, a hippo hops, a hippo in a cot.*



a hot cat



a hippo hops



a hippo in a cot

7. Trace and write: *not, one.*

not

one



not



one



READ AND WRITE

8. Trace and read: *a hippo is not in a cot, a fat cat and a bat hop in a cot, a pin in a tin, one pin in a tin.*



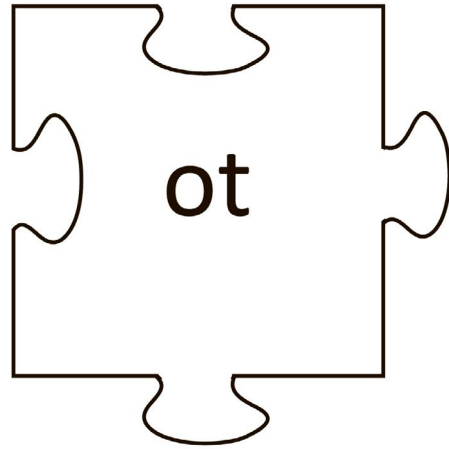
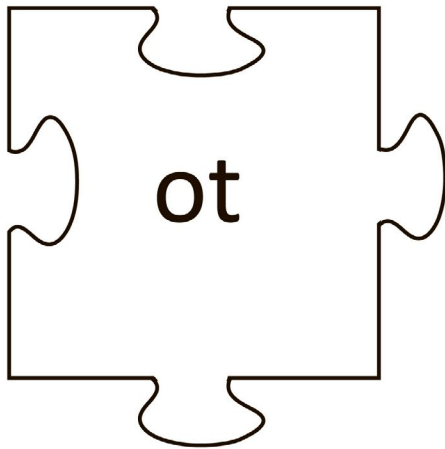
a hippo is not in a cot


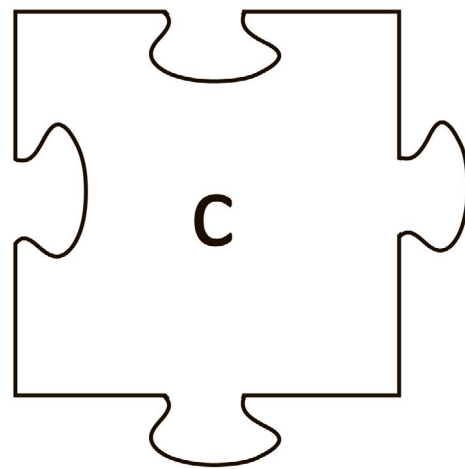




a fat cat and a bat hop in a cot







a pin in a tin

one pin in a tin

9. Cut out all the puzzle pieces with the help of a parent. Say the sound each letter makes aloud. Then join the puzzle pieces and blend the sounds of the letters to form a word. Say the word. (puzzle pieces ot, ot, og, in, in, in, it, ippo, c, h, d, b, t, p, h, h)







10. "I can read *not, one*".



WWW.POLIGLOTIKI.RU